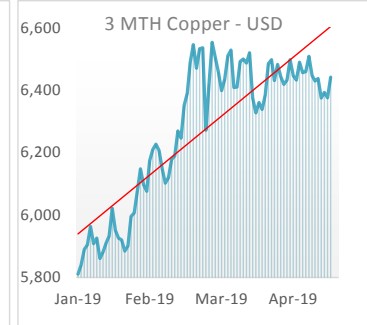
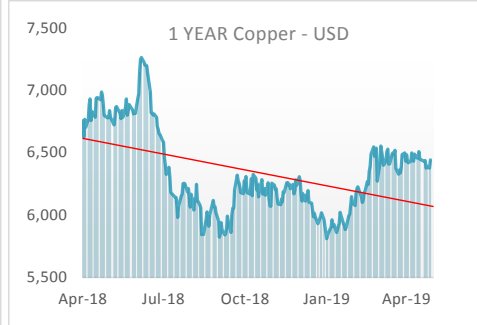
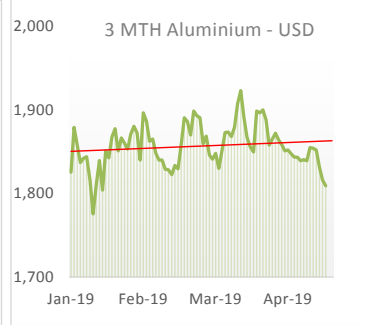
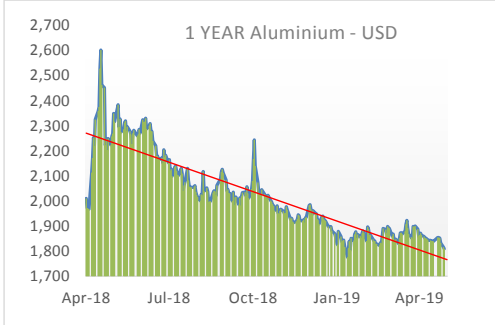
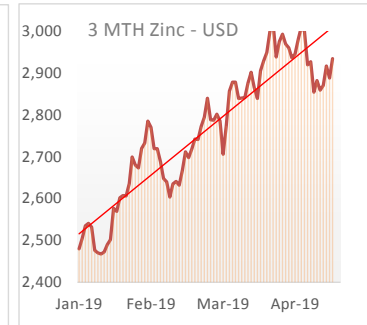
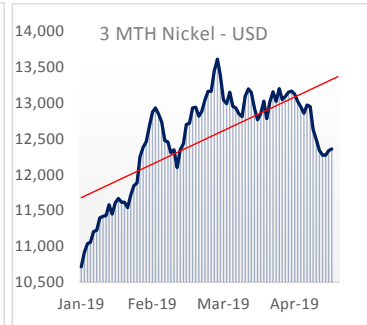
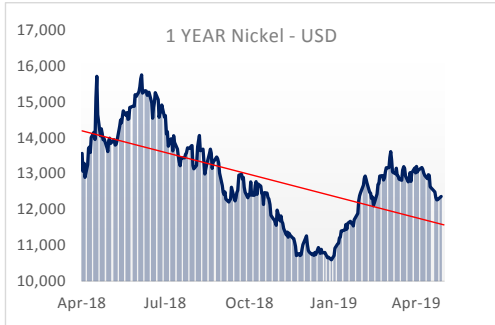


1 Year Metal Pricing - US\$

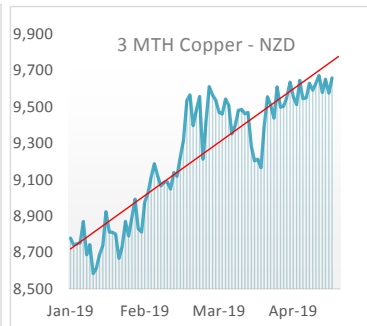
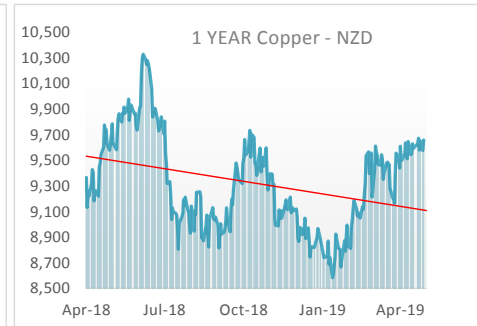
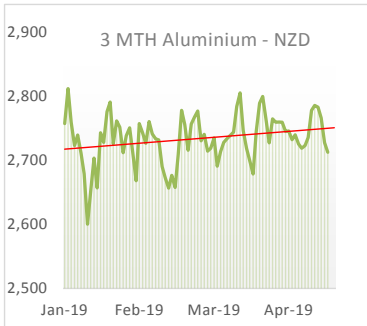
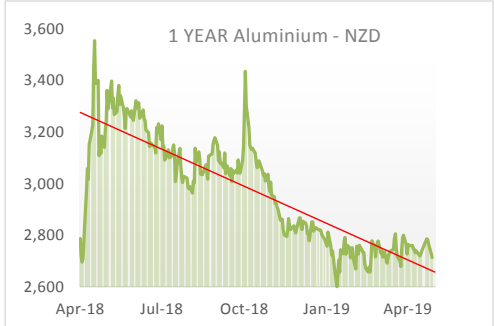


Aluminium - USD	
1 year high	2,603
1 year low	1,776
average	2,022
Spread	46.6%
Copper - USD	
1 year high	7,263
1 year low	5,811
average	6,346
Spread	25.0%

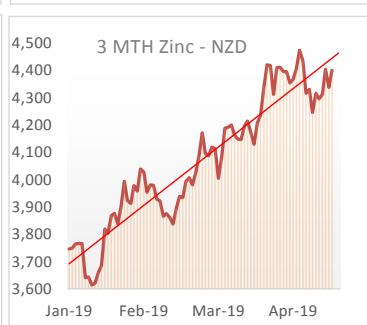
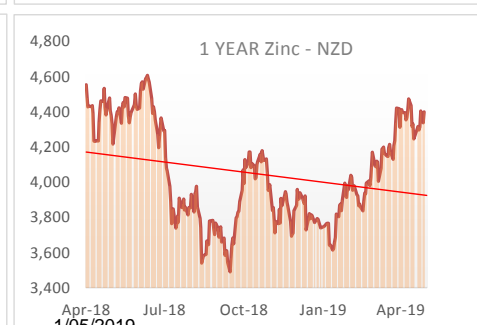
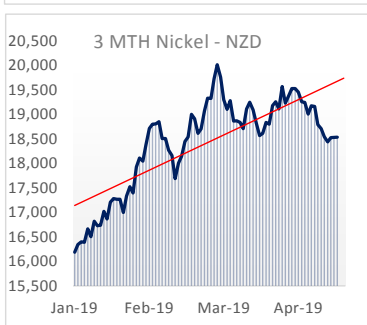
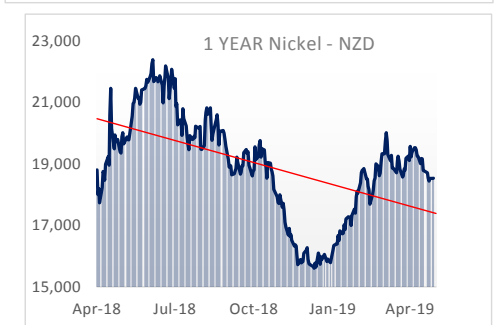


Nickel - USD	
1 year high	15,750
1 year low	10,595
average	12,900
Spread	48.7%
Zinc - USD	
1 year high	3,285
1 year low	2,287
average	2,758
Spread	43.6%

1 Year Metal Pricing - NZ\$

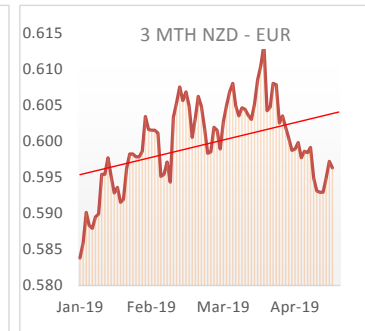
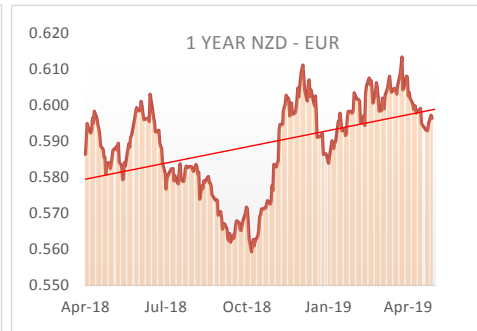
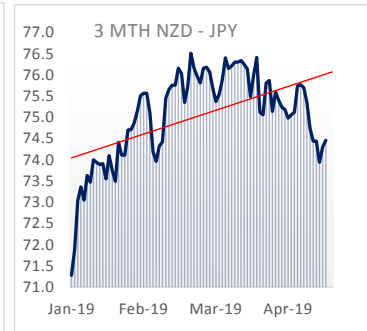
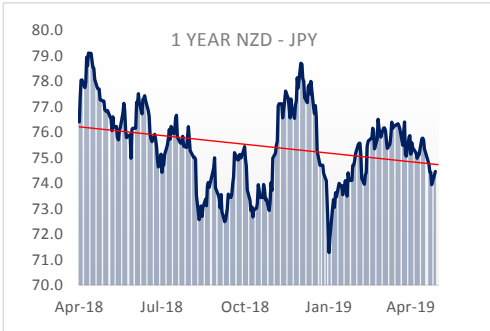
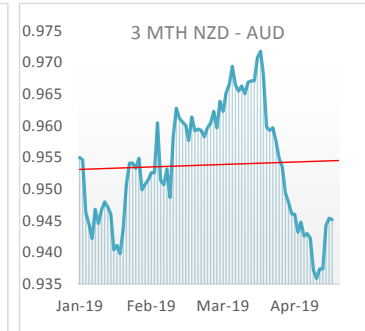


Aluminium - NZD	
1 year high	3,554
1 year low	2,600
average	2,971
Spread	36.7%
Copper - NZD	
1 year high	10,329
1 year low	8,584
average	9,324
Spread	20.3%



Nickel - NZD	
1 year high	22,388
1 year low	15,604
average	18,951
Spread	43.5%
Zinc - NZD	
1 year high	4,607
1 year low	3,489
average	4,050
Spread	32.0%

1 Year Foreign Exchange Rates



NZD - USD	
1 year high	0.7376
1 year low	0.6445
average	0.6805
Spread	14.4%
NZD - AUD	
1 year high	0.9718
1 year low	0.8967
average	0.9345
Spread	8.4%
NZD - JPY	
1 year high	79.11
1 year low	71.28
average	75.48
Spread	11.0%
NZD - EUR	
1 year high	0.6133
1 year low	0.5593
average	0.5890
Spread	9.7%

All information provided is indicative and issued as a guide only. Actual prices and exchange rates may vary in line with market movements.
 Metal prices are base metal as traded on LME - these prices do not include any subsequent manufacturing, shipping or warehouse on-costs associated with producing semi-finished goods.