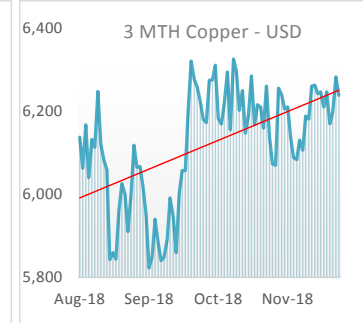
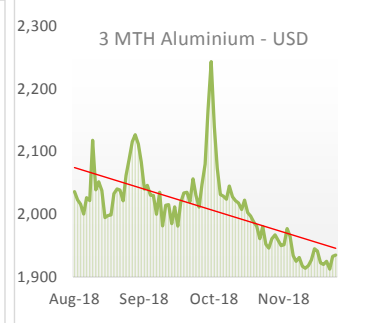
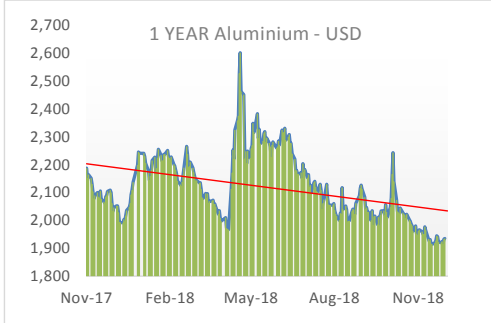
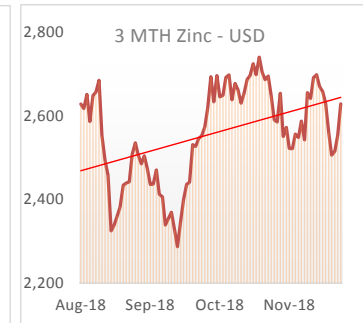
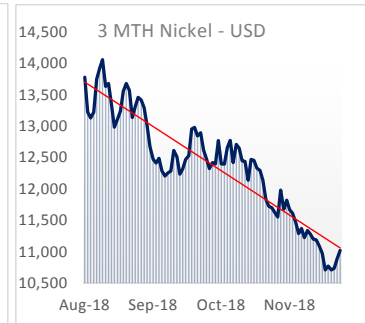
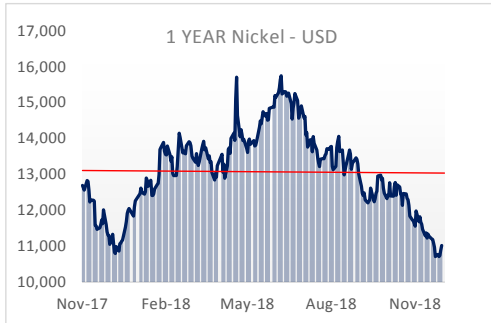


## 1 Year Metal Pricing - US\$

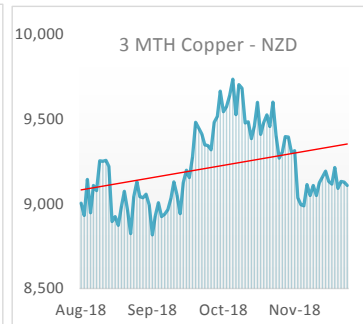
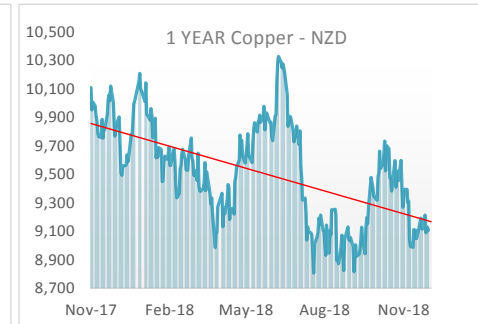
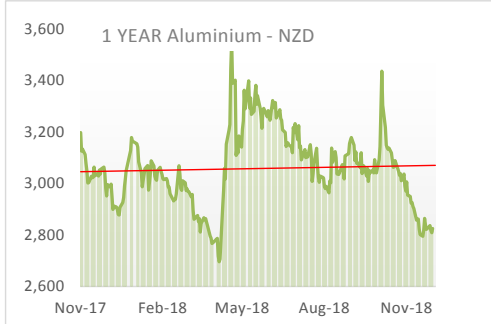


Aluminium - USD	
1 year high	2,603
1 year low	1,913
average	2,118
Spread	36.1%
Copper - USD	
1 year high	7,263
1 year low	5,823
average	6,594
Spread	24.7%

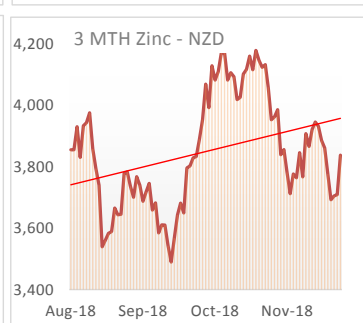
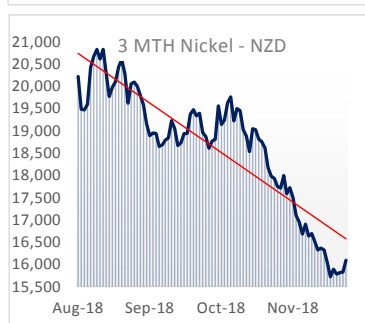
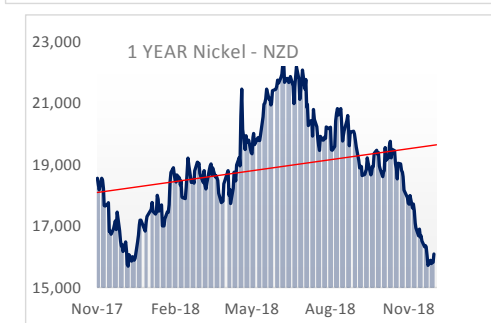


Nickel - USD	
1 year high	15,750
1 year low	10,710
average	13,073
Spread	47.1%
Zinc - USD	
1 year high	3,618
1 year low	2,287
average	2,985
Spread	58.2%

## 1 Year Metal Pricing - NZ\$

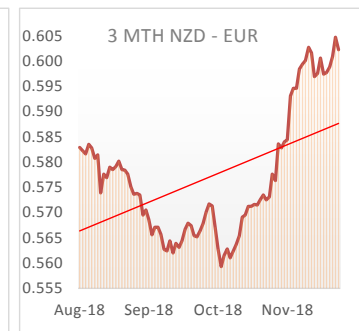
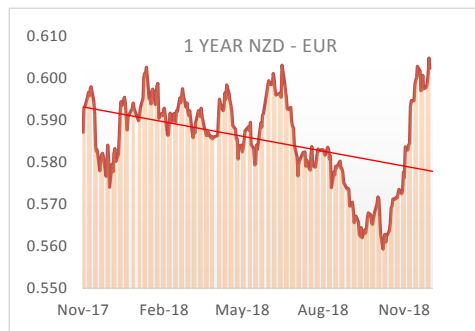
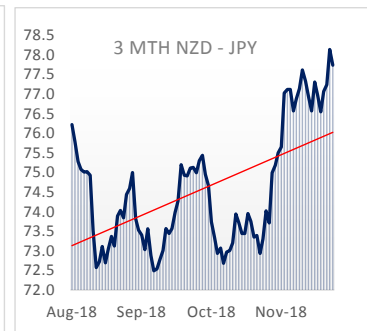
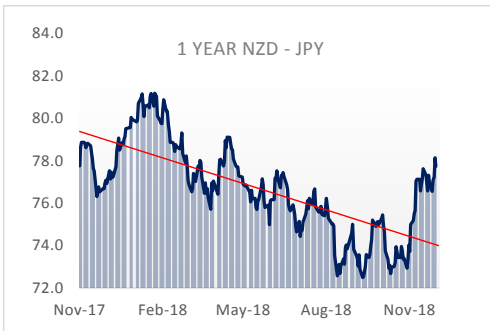
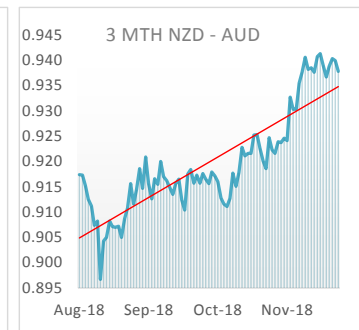
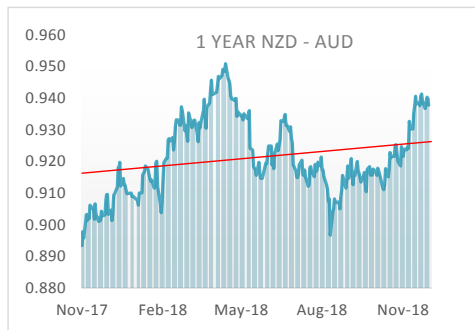


Aluminium - NZD	
1 year high	3,554
1 year low	2,696
average	3,058
Spread	31.8%
Copper - NZD	
1 year high	10,329
1 year low	8,806
average	9,511
Spread	17.3%



Nickel - NZD	
1 year high	22,388
1 year low	15,693
average	18,871
Spread	42.7%
Zinc - NZD	
1 year high	4,922
1 year low	3,489
average	4,296
Spread	41.1%

## 1 Year Foreign Exchange Rates



NZD - USD	
1 year high	0.7428
1 year low	0.6445
average	0.6930
Spread	15.3%
NZD - AUD	
1 year high	0.9509
1 year low	0.8934
average	0.9213
Spread	6.4%
NZD - JPY	
1 year high	81.18
1 year low	72.49
average	76.67
Spread	12.0%
NZD - EUR	
1 year high	0.6047
1 year low	0.5593
average	0.5854
Spread	8.1%

All information provided is indicative and issued as a guide only. Actual prices and exchange rates may vary in line with market movements.  
 Metal prices are base metal as traded on LME - these prices do not include any subsequent manufacturing, shipping or warehouse on-costs associated with producing semi-finished goods.