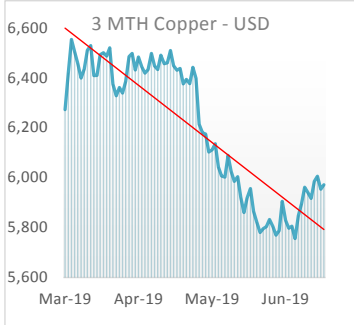
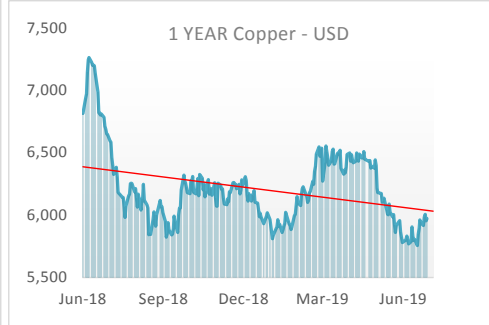
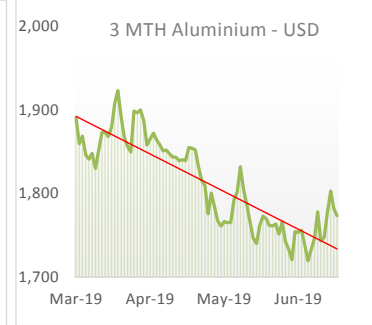
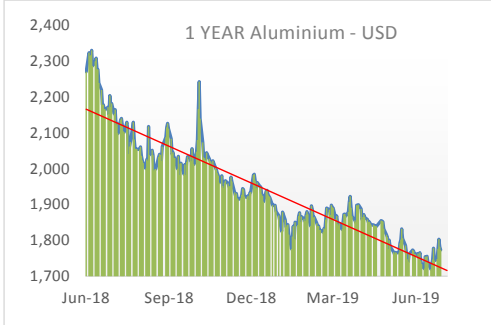
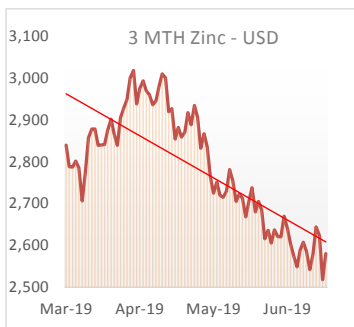
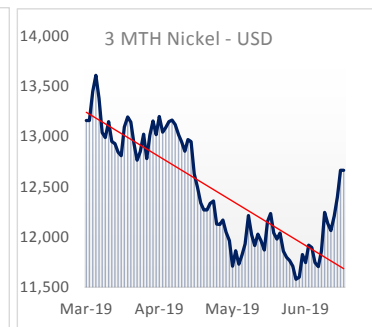
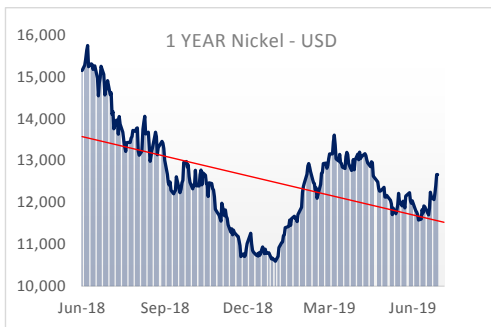


1 Year Metal Pricing - US\$

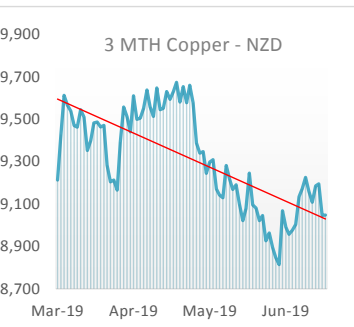
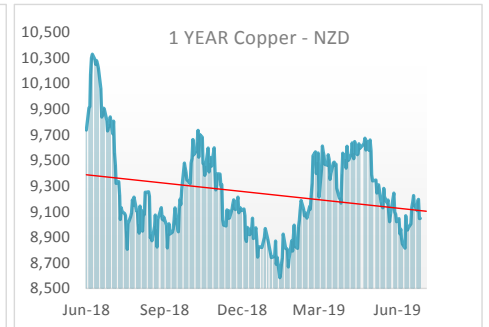
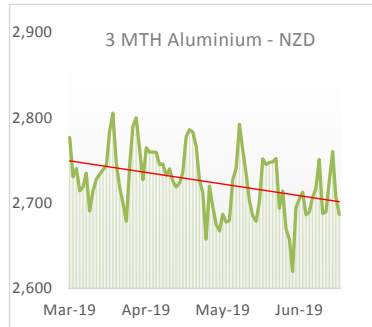
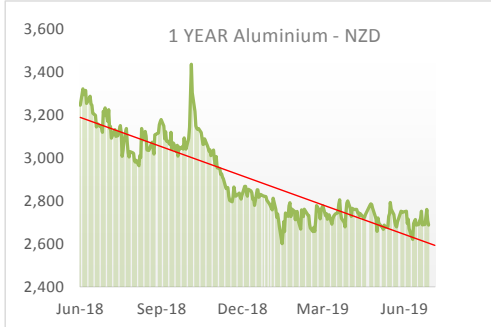


Aluminium - USD	
1 year high	2,331
1 year low	1,720
average	1,946
Spread	35.6%
Copper - USD	
1 year high	7,263
1 year low	5,756
average	6,213
Spread	26.2%

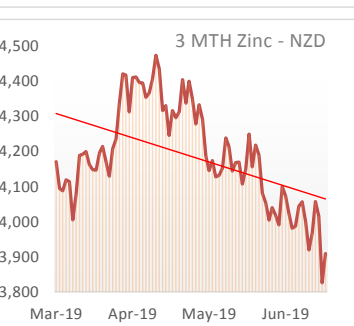
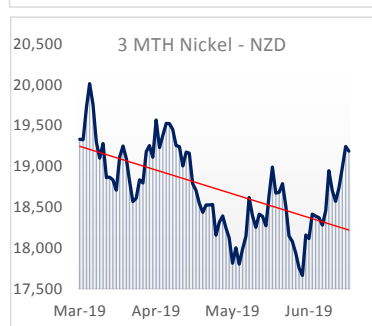
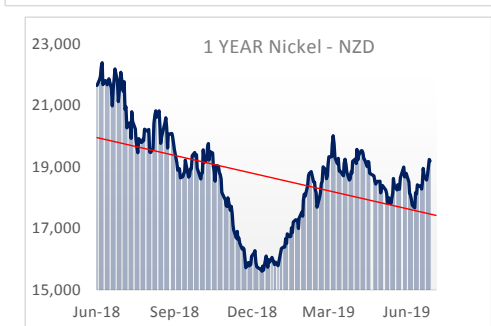


Nickel - USD	
1 year high	15,750
1 year low	10,595
average	12,573
Spread	48.7%
Zinc - USD	
1 year high	3,229
1 year low	2,287
average	2,691
Spread	41.2%

1 Year Metal Pricing - NZ\$

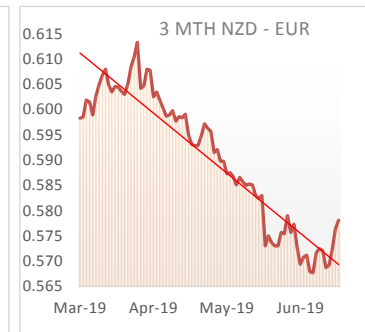
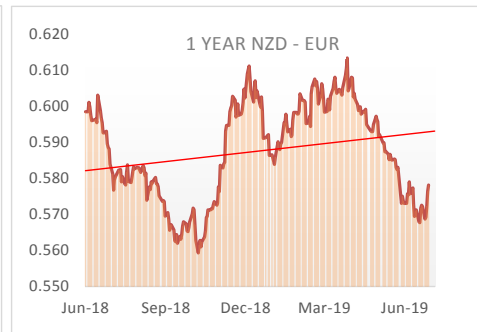
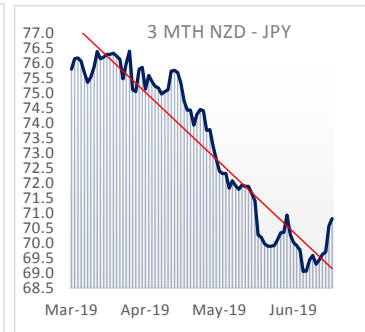
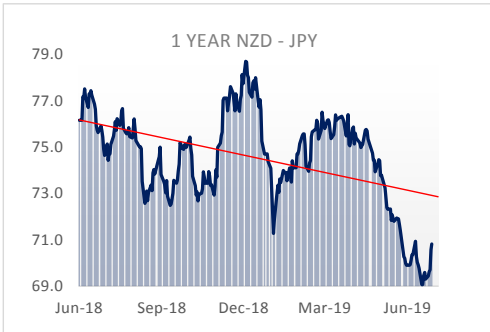
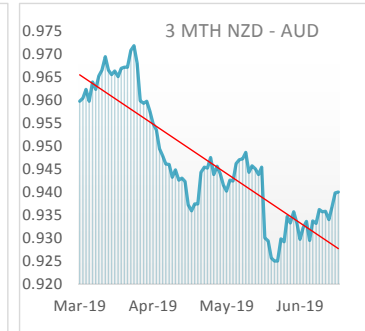
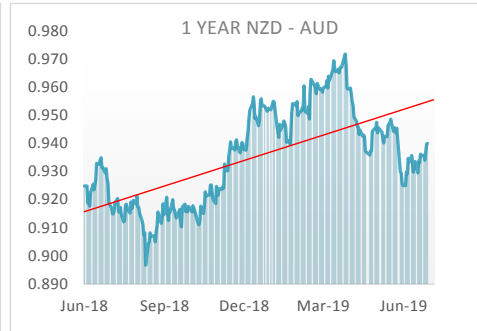
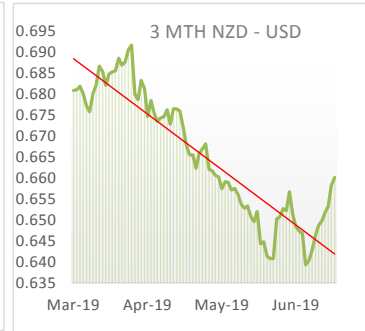


Aluminium - NZD	
1 year high	3,436
1 year low	2,600
average	2,897
Spread	32.1%
Copper - NZD	
1 year high	10,329
1 year low	8,584
average	9,248
Spread	20.3%



Nickel - NZD	
1 year high	22,388
1 year low	15,604
average	18,715
Spread	43.5%
Zinc - NZD	
1 year high	4,607
1 year low	3,489
average	4,005
Spread	32.0%

1 Year Foreign Exchange Rates



NZD - USD	
1 year high	0.7035
1 year low	0.6393
average	0.6717
Spread	10.0%
NZD - AUD	
1 year high	0.9718
1 year low	0.8967
average	0.9352
Spread	8.4%
NZD - JPY	
1 year high	78.71
1 year low	69.06
average	74.56
Spread	14.0%
NZD - EUR	
1 year high	0.6133
1 year low	0.5593
average	0.5874
Spread	9.7%

All information provided is indicative and issued as a guide only. Actual prices and exchange rates may vary in line with market movements.
 Metal prices are base metal as traded on LME - these prices do not include any subsequent manufacturing, shipping or warehouse on-costs associated with producing semi-finished goods.