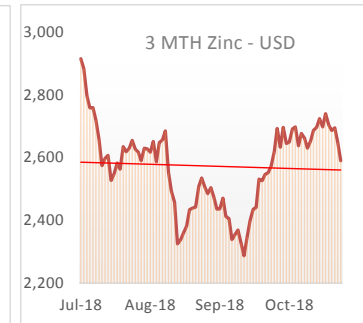
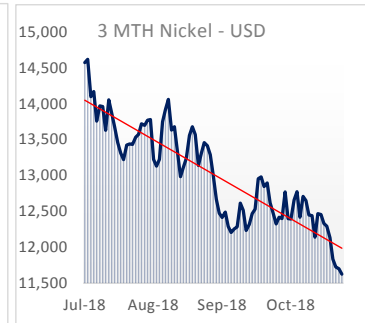
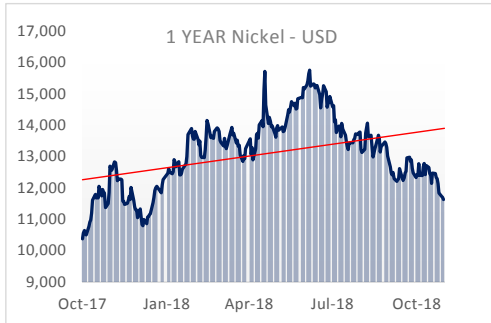
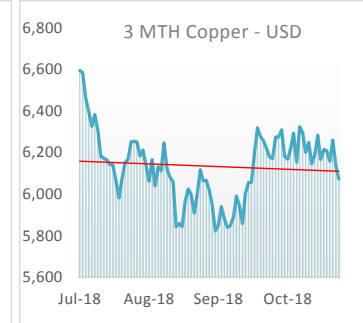
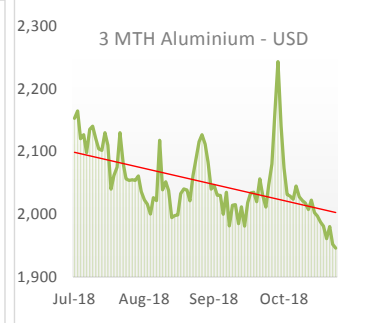
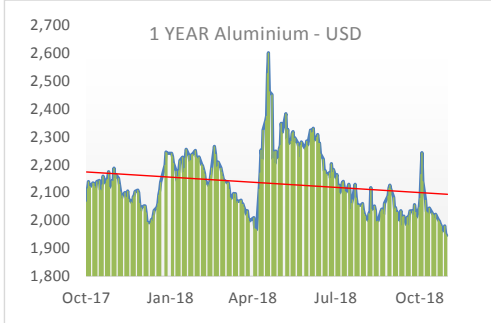


## 1 Year Metal Pricing - US\$



### Aluminium - USD

1 year high	2,603
1 year low	1,946
average	2,134
Spread	33.7%

### Copper - USD

1 year high	7,263
1 year low	5,823
average	6,642
Spread	24.7%

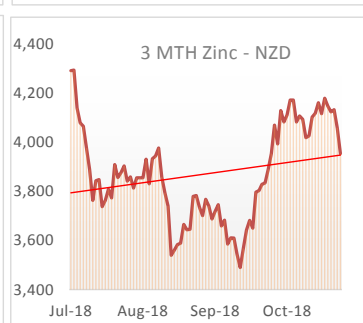
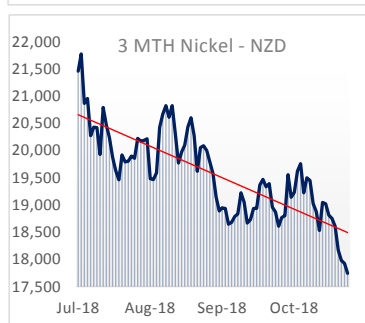
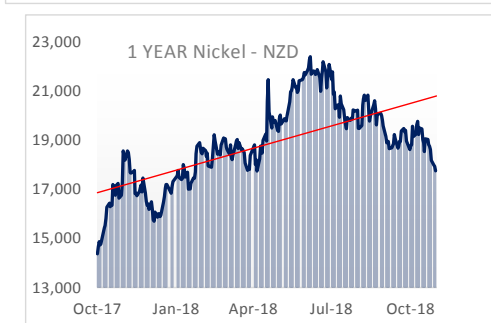
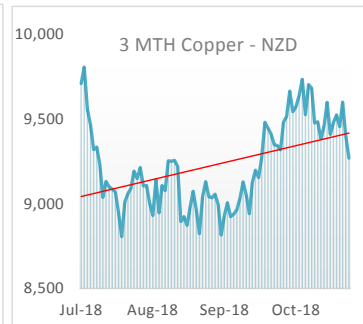
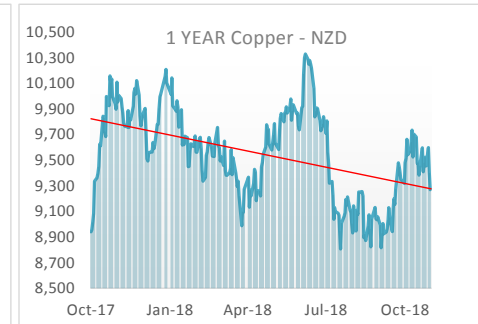
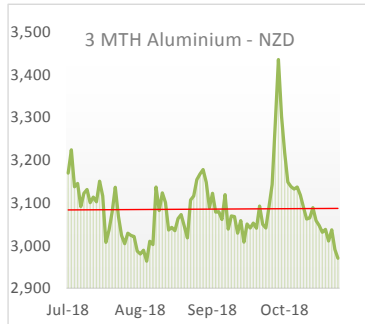
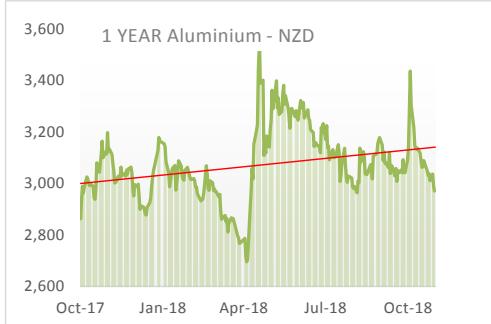
### Nickel - USD

1 year high	15,750
1 year low	10,375
average	13,079
Spread	51.8%

### Zinc - USD

1 year high	3,618
1 year low	2,287
average	3,040
Spread	58.2%

## 1 Year Metal Pricing - NZ\$



### Aluminium - NZD

1 year high	3,554
1 year low	2,696
average	3,070
Spread	31.8%

### Copper - NZD

1 year high	10,329
1 year low	8,806
average	9,549
Spread	17.3%

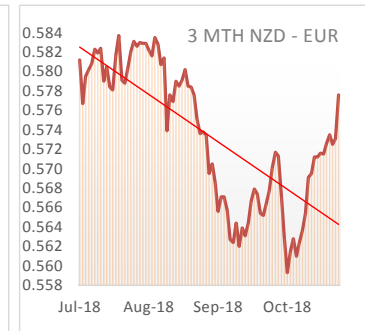
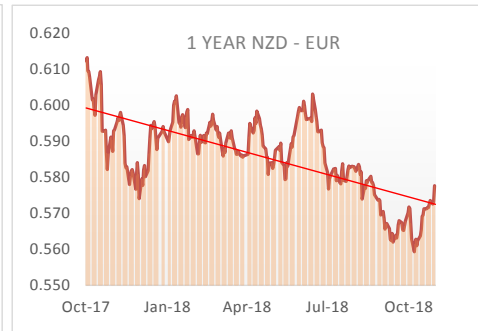
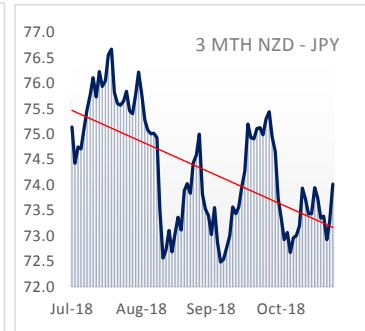
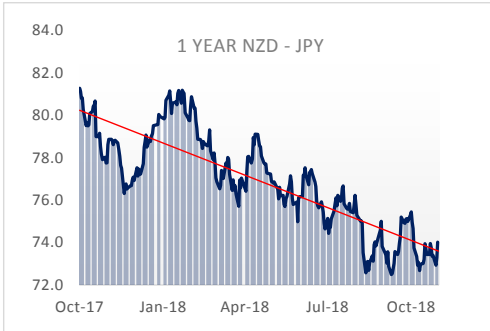
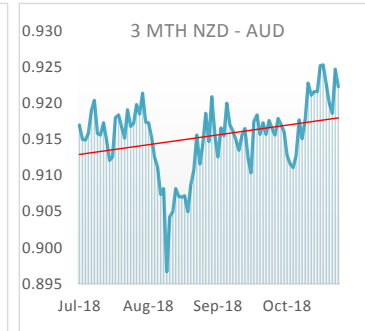
### Nickel - NZD

1 year high	22,388
1 year low	14,370
average	18,824
Spread	55.8%

### Zinc - NZD

1 year high	4,922
1 year low	3,489
average	4,361
Spread	41.1%

## 1 Year Foreign Exchange Rates



NZD - USD	
1 year high	0.7428
1 year low	0.6445
average	0.6954
Spread	15.3%
NZD - AUD	
1 year high	0.9509
1 year low	0.8869
average	0.9190
Spread	7.2%
NZD - JPY	
1 year high	81.27
1 year low	72.49
average	76.91
Spread	12.1%
NZD - EUR	
1 year high	0.6131
1 year low	0.5593
average	0.5858
Spread	9.6%

All information provided is indicative and issued as a guide only. Actual prices and exchange rates may vary in line with market movements.  
 Metal prices are base metal as traded on LME - these prices do not include any subsequent manufacturing, shipping or warehouse on-costs associated with producing semi-finished goods.