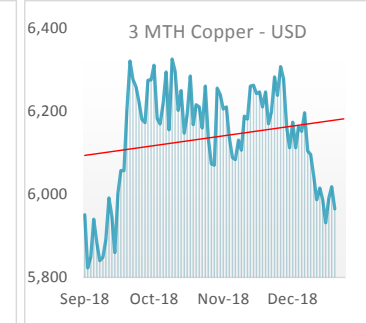
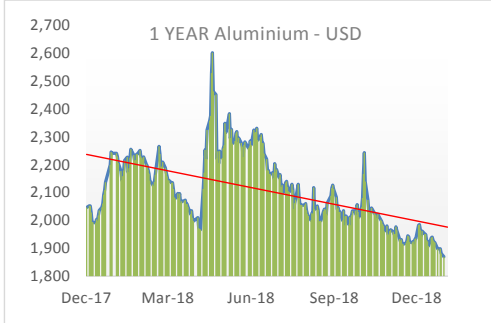
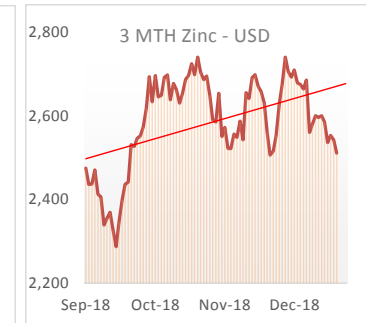
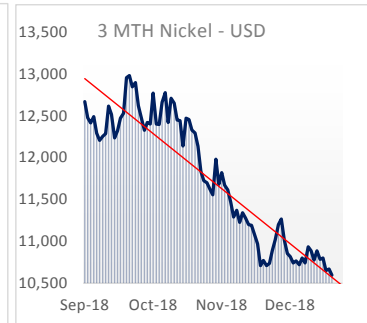
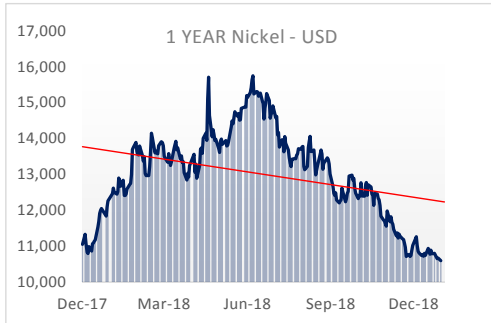


## 1 Year Metal Pricing - US\$

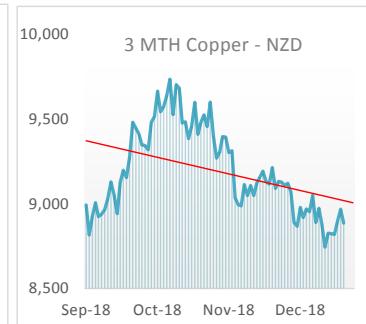
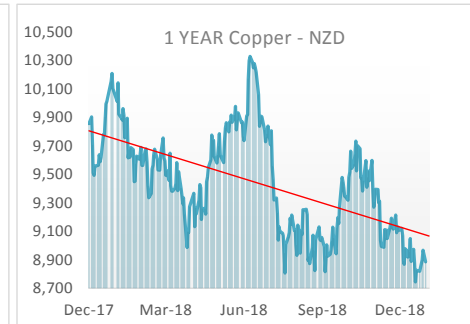
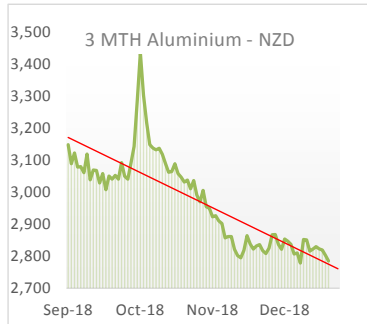


Aluminium - USD	
1 year high	2,603
1 year low	1,870
average	2,107
Spread	39.2%
Copper - USD	
1 year high	7,263
1 year low	5,823
average	6,540
Spread	24.7%

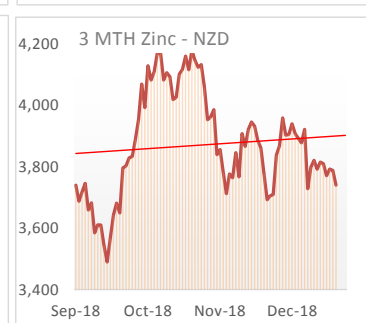
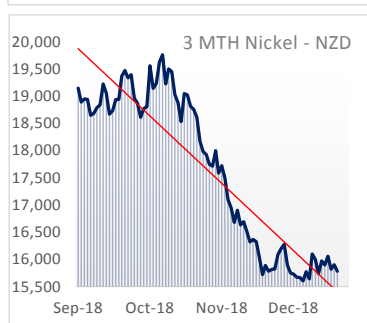
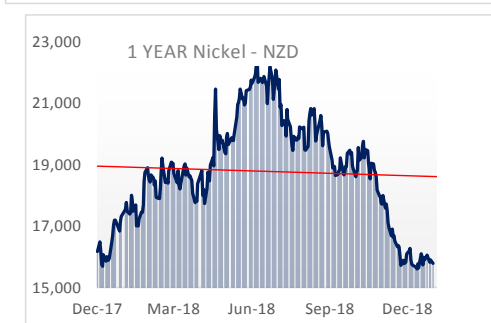


Nickel - USD	
1 year high	15,750
1 year low	10,595
average	13,004
Spread	48.7%
Zinc - USD	
1 year high	3,618
1 year low	2,287
average	2,939
Spread	58.2%

## 1 Year Metal Pricing - NZ\$

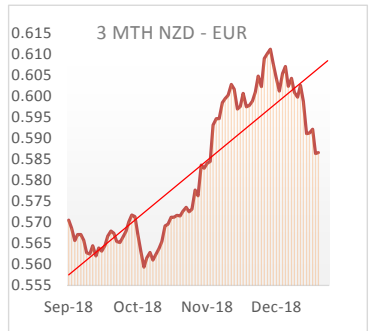
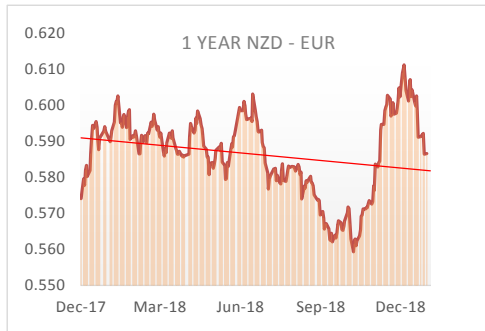
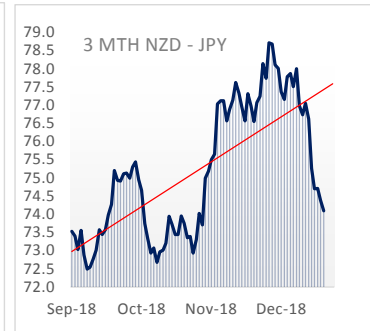
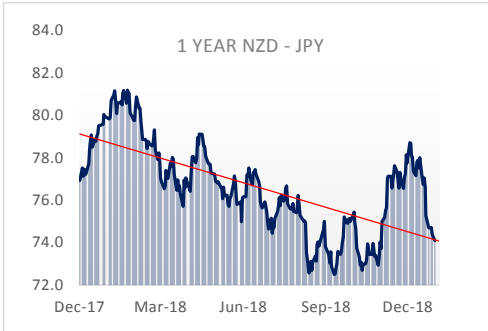
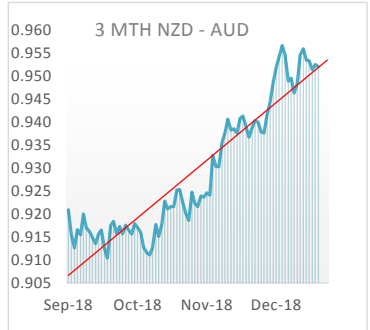
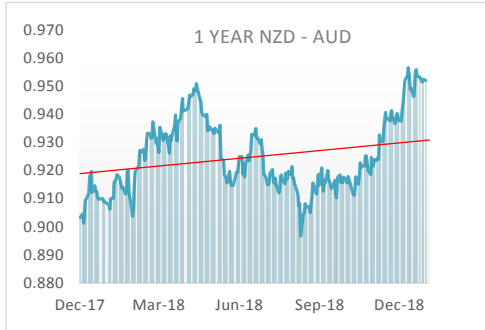


Aluminium - NZD	
1 year high	3,554
1 year low	2,696
average	3,042
Spread	31.8%
Copper - NZD	
1 year high	10,329
1 year low	8,744
average	9,437
Spread	18.1%



Nickel - NZD	
1 year high	22,388
1 year low	15,604
average	18,779
Spread	43.5%
Zinc - NZD	
1 year high	4,922
1 year low	3,489
average	4,231
Spread	41.1%

1 Year Foreign Exchange Rates



NZD - USD	
1 year high	0.7428
1 year low	0.6445
average	0.6927
Spread	15.3%
NZD - AUD	
1 year high	0.9566
1 year low	0.8967
average	0.9248
Spread	6.7%
NZD - JPY	
1 year high	81.18
1 year low	72.49
average	76.60
Spread	12.0%
NZD - EUR	
1 year high	0.6111
1 year low	0.5593
average	0.5863
Spread	9.3%

All information provided is indicative and issued as a guide only. Actual prices and exchange rates may vary in line with market movements.  
 Metal prices are base metal as traded on LME - these prices do not include any subsequent manufacturing, shipping or warehouse on-costs associated with producing semi-finished goods.