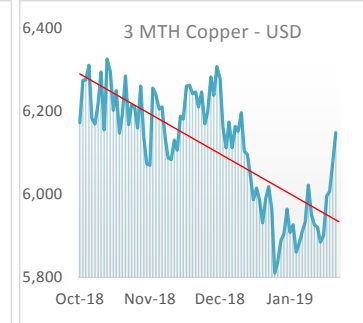
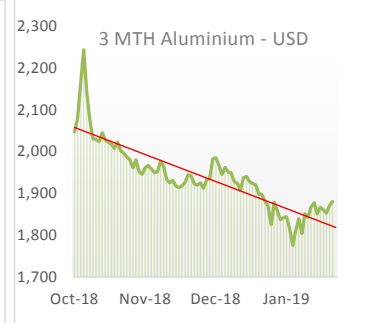
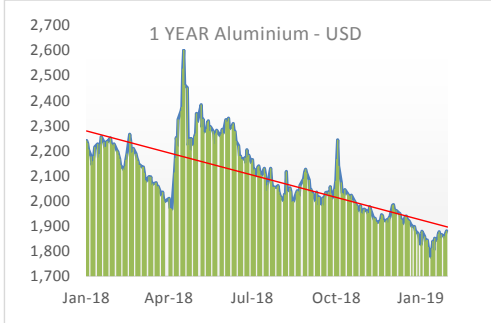
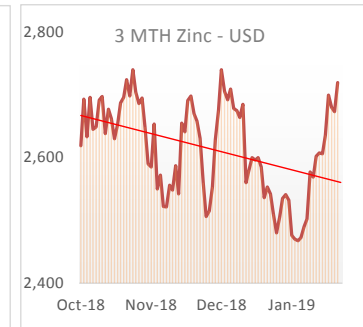
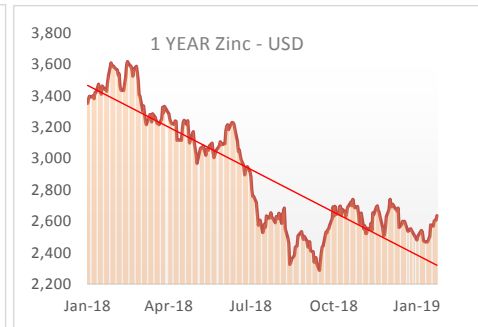
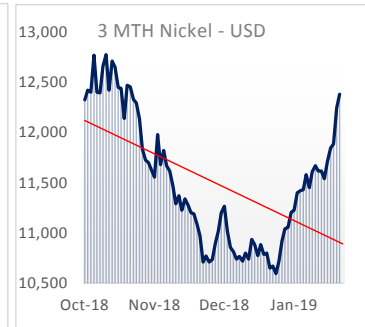
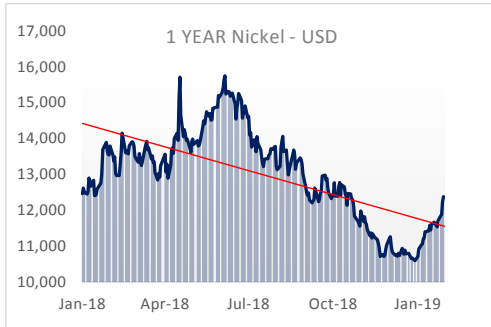


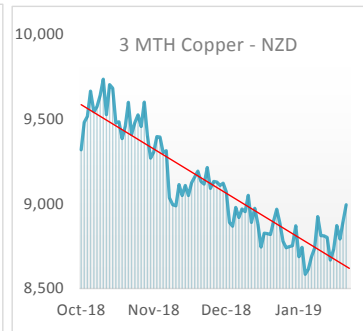
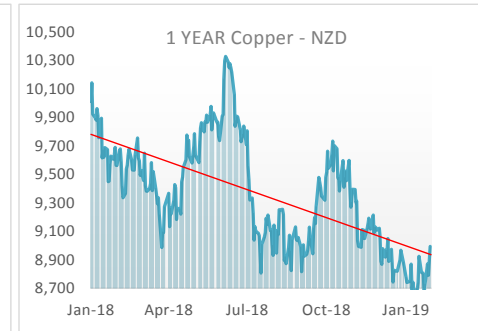
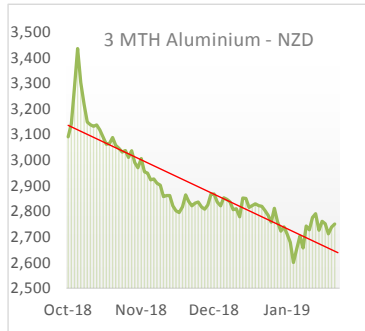
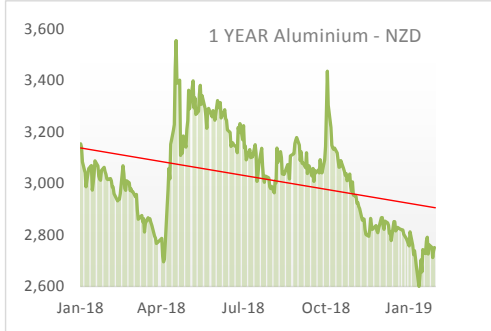
1 Year Metal Pricing - US\$



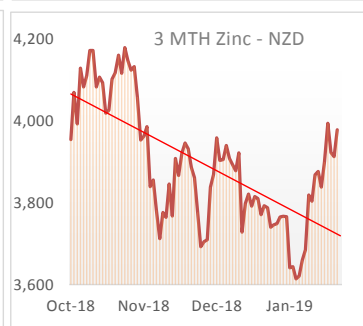
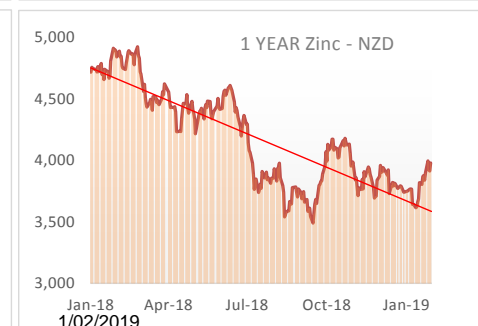
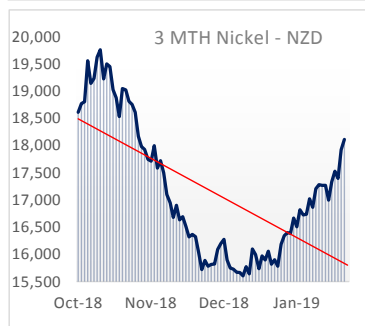
Aluminium - USD	
1 year high	2,603
1 year low	1,776
average	2,089
Spread	46.6%
Copper - USD	
1 year high	7,263
1 year low	5,811
average	6,476
Spread	25.0%
Nickel - USD	
1 year high	15,750
1 year low	10,595
average	12,999
Spread	48.7%
Zinc - USD	
1 year high	3,618
1 year low	2,287
average	2,893
Spread	58.2%



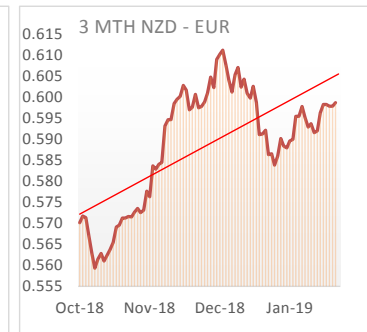
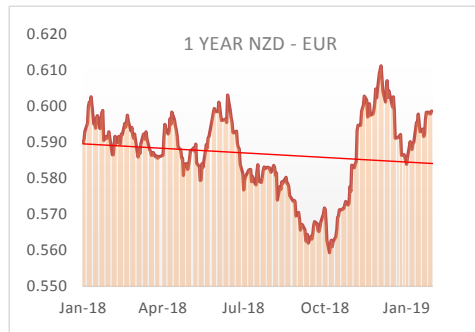
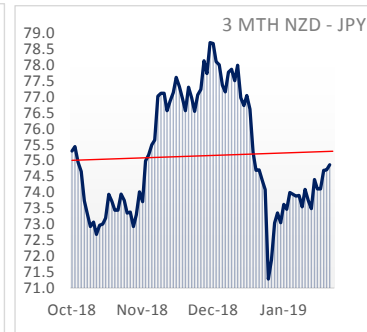
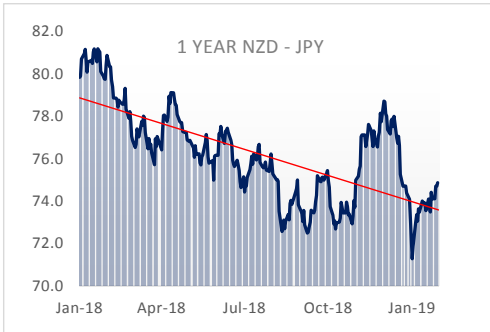
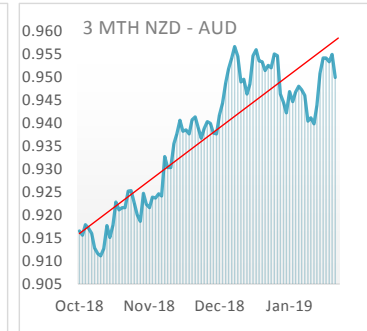
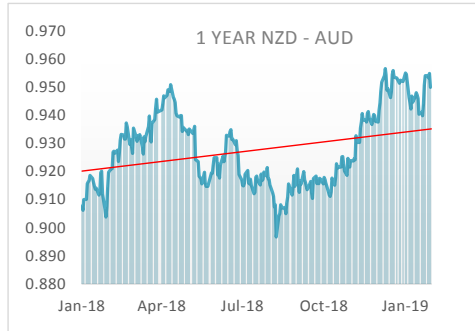
1 Year Metal Pricing - NZ\$



Aluminium - NZD	
1 year high	3,554
1 year low	2,600
average	3,022
Spread	36.7%
Copper - NZD	
1 year high	10,329
1 year low	8,584
average	9,362
Spread	20.3%
Nickel - NZD	
1 year high	22,388
1 year low	15,604
average	18,806
Spread	43.5%
Zinc - NZD	
1 year high	4,922
1 year low	3,489
average	4,172
Spread	41.1%



1 Year Foreign Exchange Rates



NZD - USD	
1 year high	0.7428
1 year low	0.6445
average	0.6913
Spread	15.3%
NZD - AUD	
1 year high	0.9566
1 year low	0.8967
average	0.9276
Spread	6.7%
NZD - JPY	
1 year high	81.18
1 year low	71.28
average	76.24
Spread	13.9%
NZD - EUR	
1 year high	0.6111
1 year low	0.5593
average	0.5868
Spread	9.3%

All information provided is indicative and issued as a guide only. Actual prices and exchange rates may vary in line with market movements.
 Metal prices are base metal as traded on LME - these prices do not include any subsequent manufacturing, shipping or warehouse on-costs associated with producing semi-finished goods.