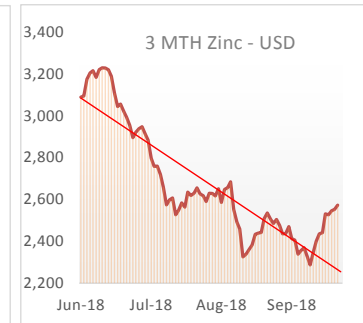
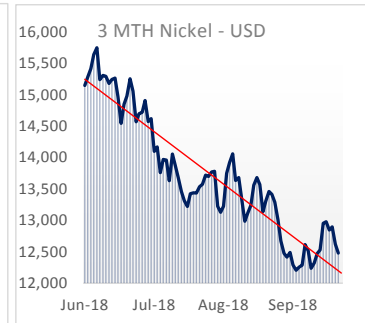
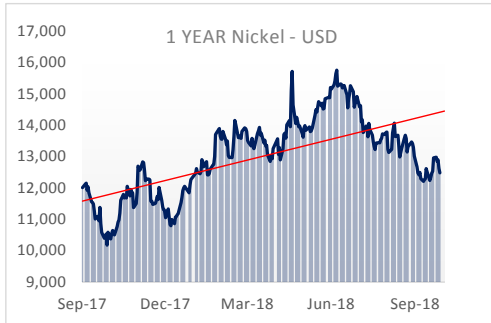
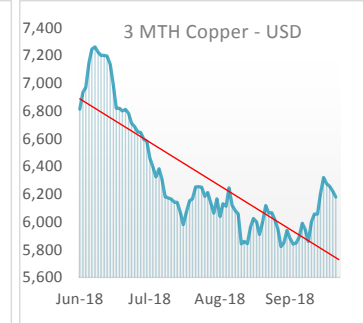
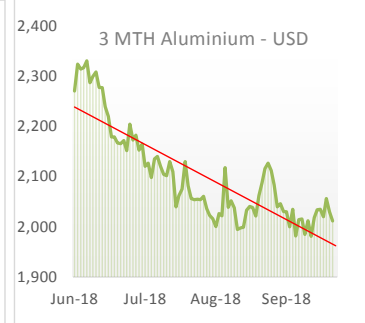
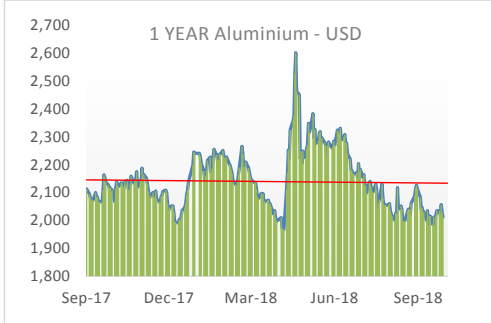


1 Year Metal Pricing - US\$

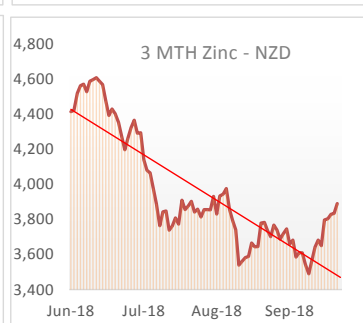
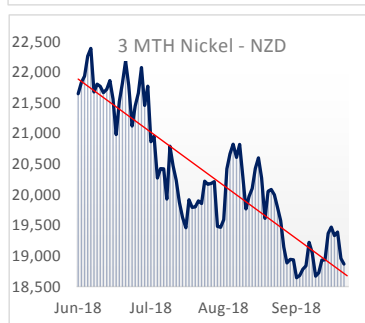
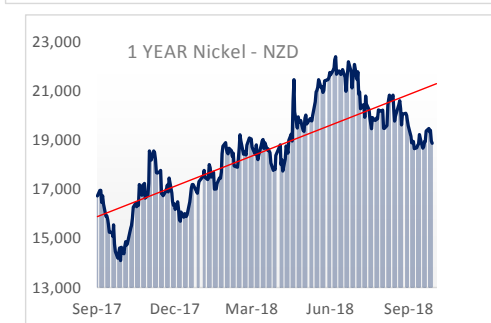
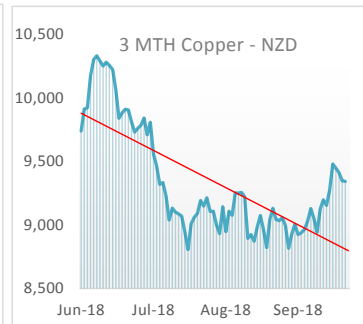
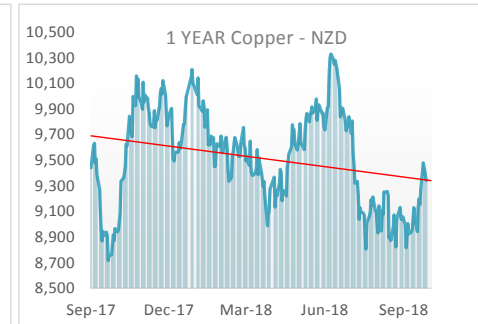
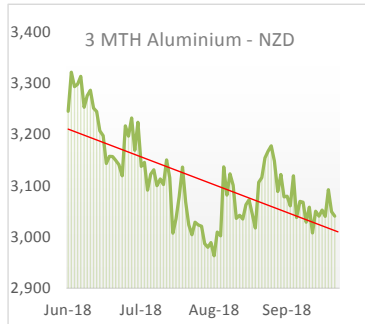


Aluminium - USD	
1 year high	2,603
1 year low	1,967
average	2,140
Spread	32.3%
Copper - USD	
1 year high	7,263
1 year low	5,823
average	6,674
Spread	24.7%

Nickel - USD	
1 year high	15,750
1 year low	10,175
average	13,000
Spread	54.8%

Zinc - USD	
1 year high	3,618
1 year low	2,287
average	3,077
Spread	58.2%

1 Year Metal Pricing - NZ\$



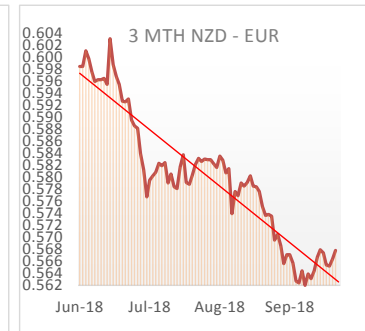
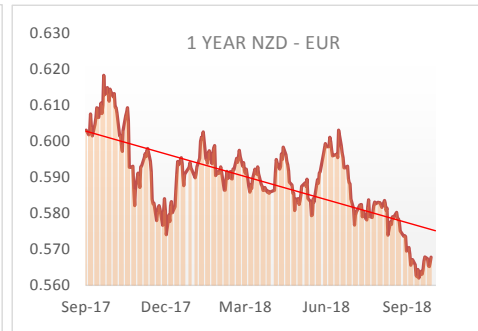
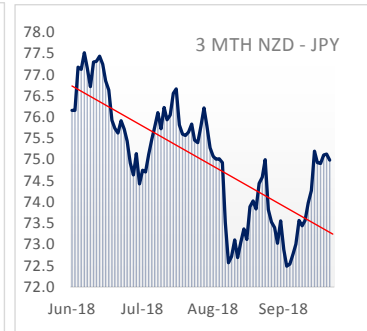
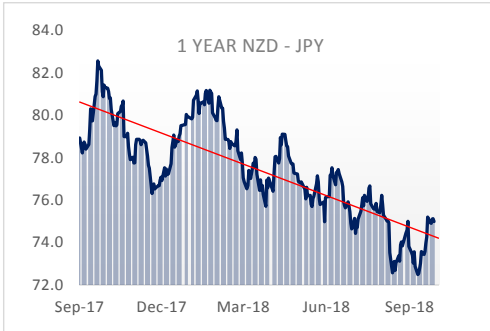
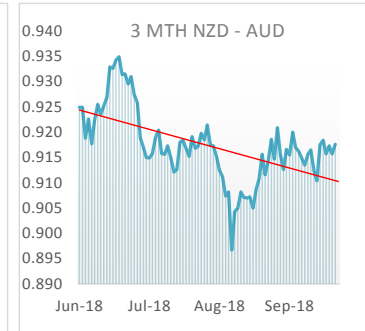
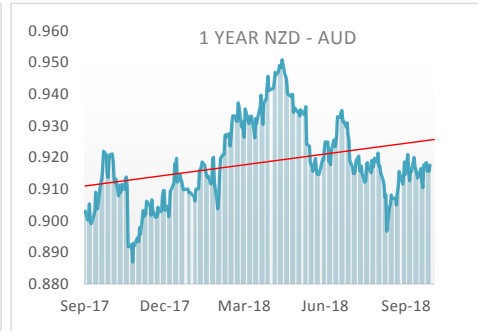
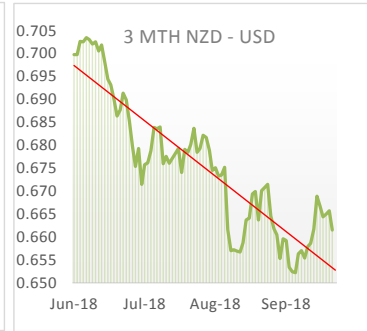
Aluminium - NZD	
1 year high	3,554
1 year low	2,696
average	3,053
Spread	31.8%

Copper - NZD	
1 year high	10,329
1 year low	8,715
average	9,516
Spread	18.5%

Nickel - NZD	
1 year high	22,388
1 year low	14,095
average	18,563
Spread	58.8%

Zinc - NZD	
1 year high	4,922
1 year low	3,489
average	4,379
Spread	41.1%

1 Year Foreign Exchange Rates



NZD - USD	
1 year high	0.7428
1 year low	0.6522
average	0.7012
Spread	13.9%
NZD - AUD	
1 year high	0.9509
1 year low	0.8869
average	0.9183
Spread	7.2%
NZD - JPY	
1 year high	82.56
1 year low	72.49
average	77.44
Spread	13.9%
NZD - EUR	
1 year high	0.6182
1 year low	0.5620
average	0.5890
Spread	10.0%

All information provided is indicative and issued as a guide only. Actual prices and exchange rates may vary in line with market movements.
 Metal prices are base metal as traded on LME - these prices do not include any subsequent manufacturing, shipping or warehouse on-costs associated with producing semi-finished goods.