

**LME Cash Metals Summary for week ending
27-October-2017**

AVERAGES

	US\$	NZ\$
Aluminium	\$ 2,144	\$ 3,099
Copper	\$ 6,960	\$ 10,060
Nickel	\$ 11,750	\$ 16,984
Zinc	\$ 3,238	\$ 4,681
Exchange Rate		\$ 0.6918

CHANGES, \$

	US\$	NZ\$
Aluminium	\$ 14	\$ 116
Copper	-\$ 42	\$ 254
Nickel	-\$ 35	\$ 479
Zinc	\$ 36	\$ 196
Exchange Rate		-\$ 0.0222

CHANGES, %

	US\$	NZ\$
Aluminium	0.7%	3.9%
Copper	-0.6%	2.6%
Nickel	-0.3%	2.9%
Zinc	1.1%	4.4%
Exchange Rate		-3.1%

NOTE: LME no longer publish daily figures that are easily retrievable.
They believe their new website is the problem.

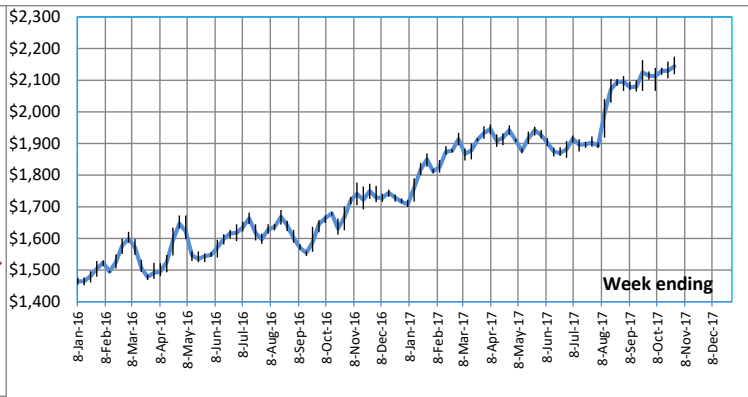
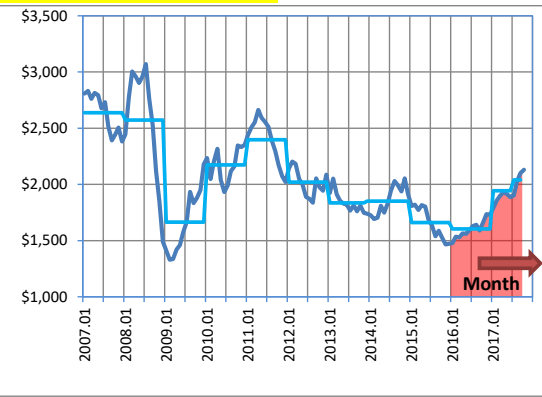
**Until they correct it this report can only be generated early the next
month, when they publish the prices for the previous month.**

LME Metals Prices - Cash

US\$/tonne

Updated to week ending 27-Oct-17

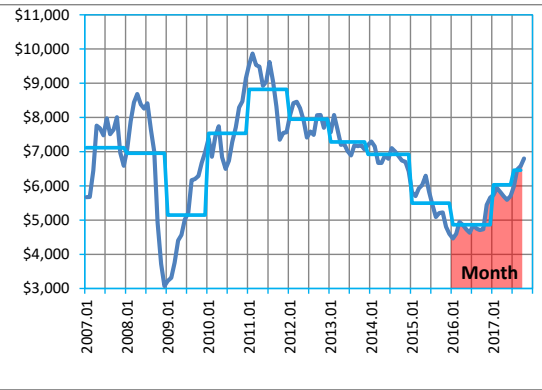
Aluminium



Averages

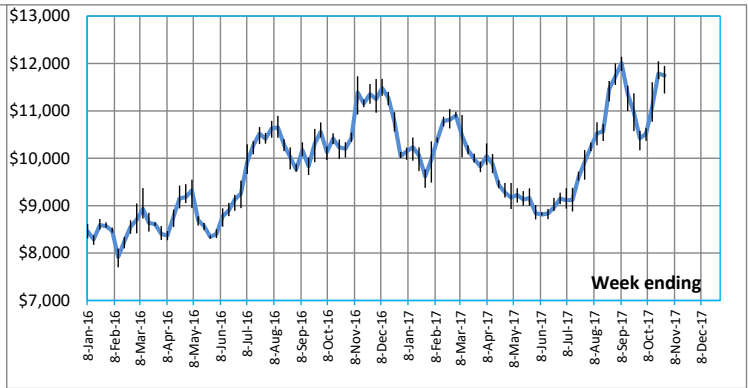
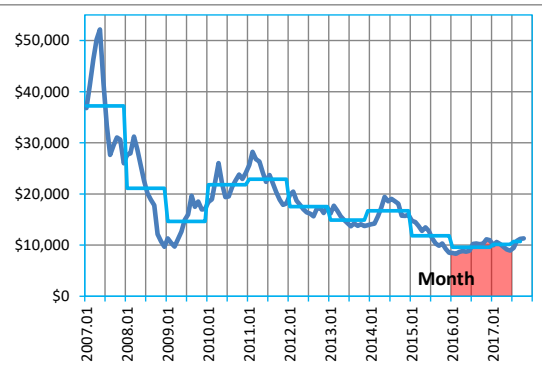
Last Week \$2,130
This Week \$2,144
Change \$14 1%

Copper



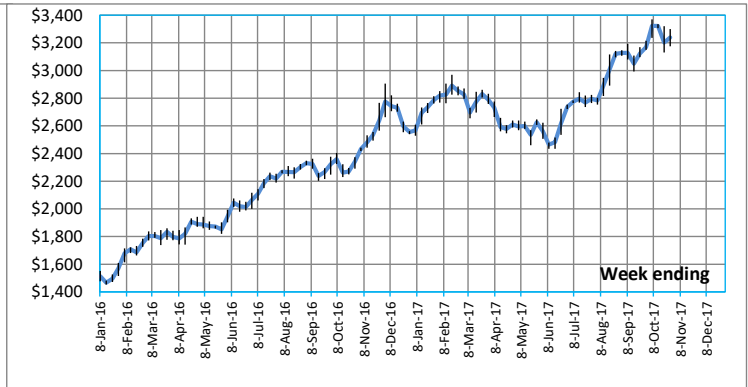
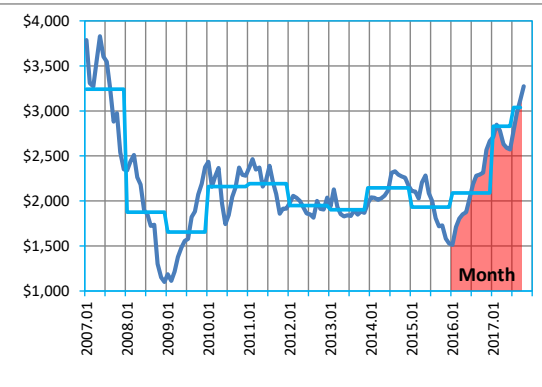
Last Week \$7,001
This Week \$6,960
Change (\$42) -1%

Nickel



Last Week \$11,785
This Week \$11,750
Change (\$35) 0%

Zinc

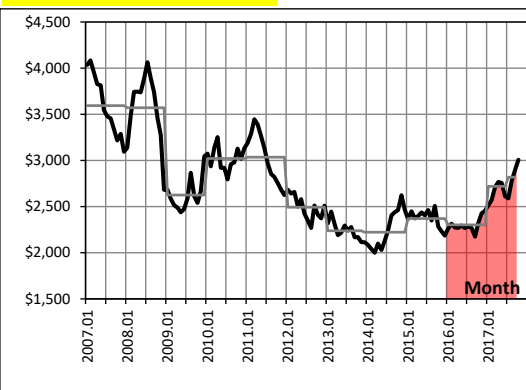


Last Week \$3,203
This Week \$3,238
Change \$36 1%

Last month included in Month graph = October

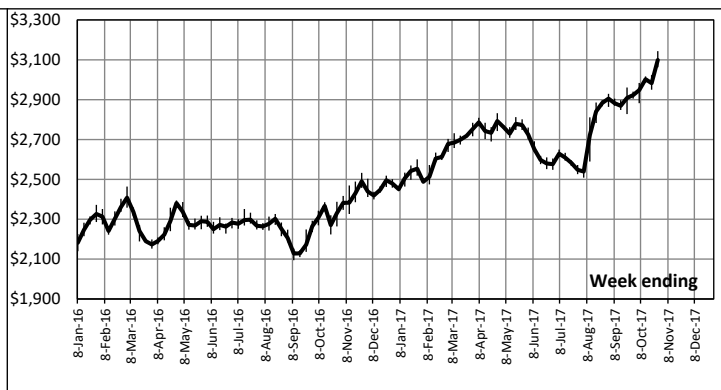
LME Metals Prices - Cash

NZ\$/tonne



Updated to week ending 27-Oct-17

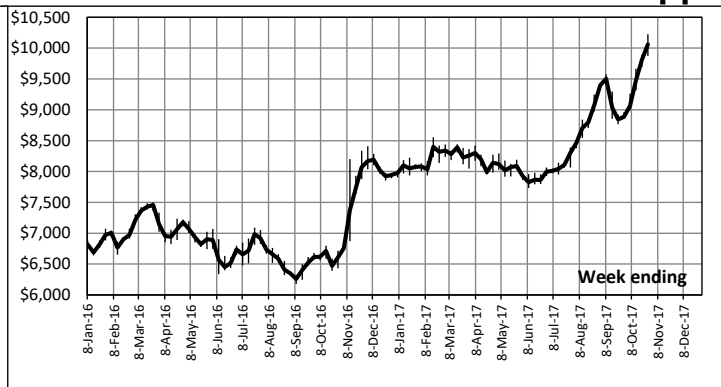
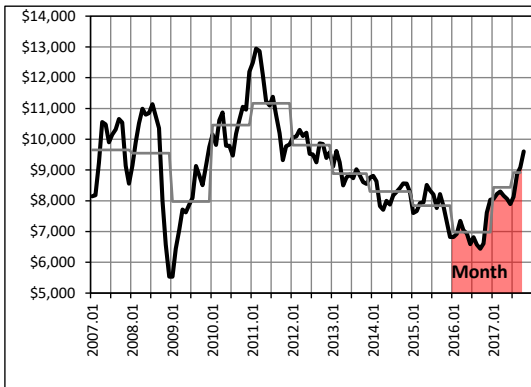
Aluminium



Averages

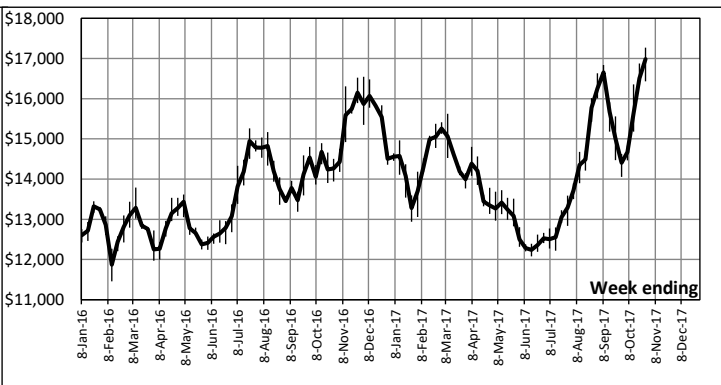
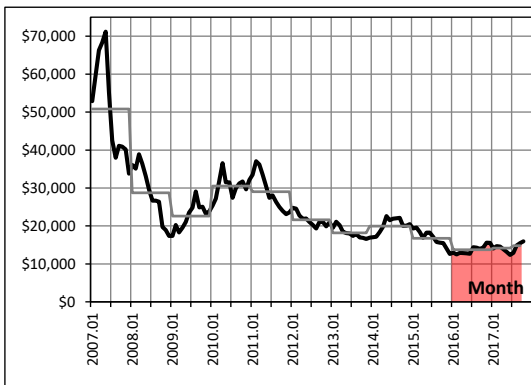
Last Week \$2,983
 This Week \$3,099
 Change \$116
 4%

Copper



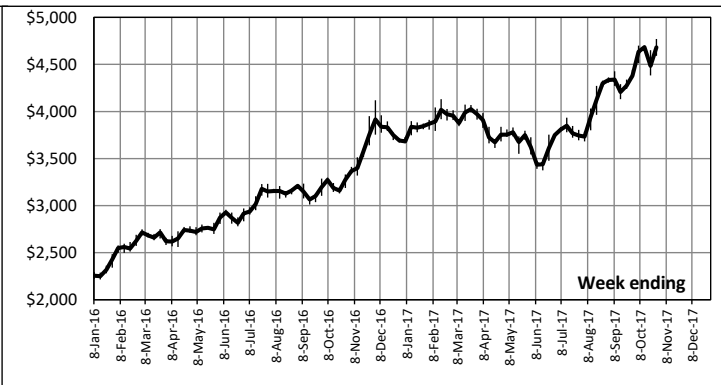
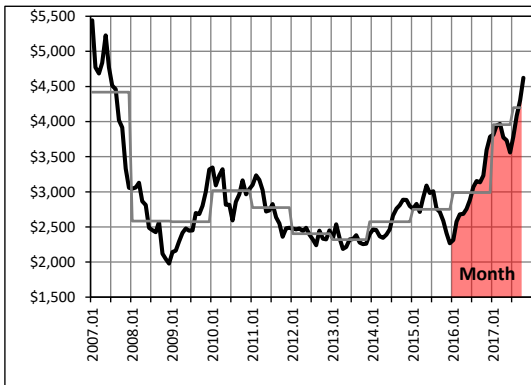
Last Week \$9,806
 This Week \$10,060
 Change \$254
 3%

Nickel



Last Week \$16,505
 This Week \$16,984
 Change \$479
 3%

Zinc

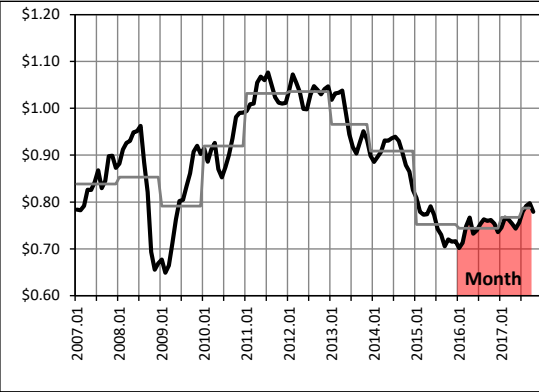


Last Week \$4,485
 This Week \$4,681
 Change \$196
 4%

Last month included in Month graph = October

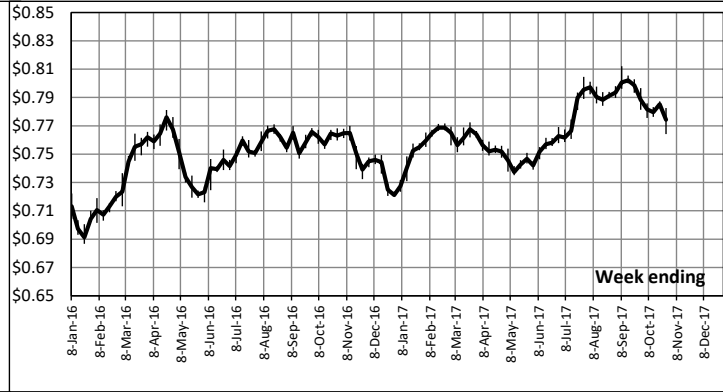
Exchange Rates

US\$ / AUD Exchange rate



Updated to week ending 27-Oct-17

Australian dollars



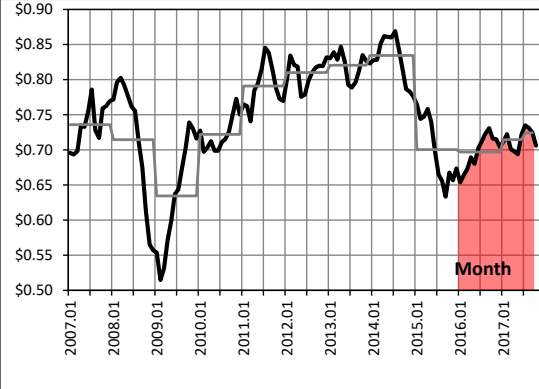
Averages

Last Week
\$0.7853

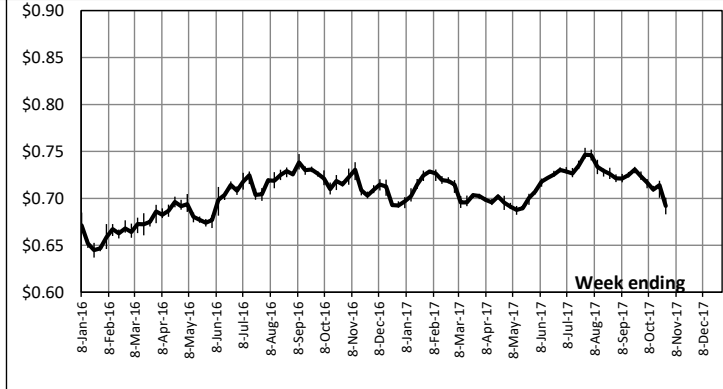
This Week
\$0.7743

Change
-\$0.0110
-1%

US\$ / NZD Exchange rate



New Zealand dollars



Last Week
\$0.7140

This Week
\$0.6918

Change
-\$0.0222
-3.11%

Last month included in Month graph = October