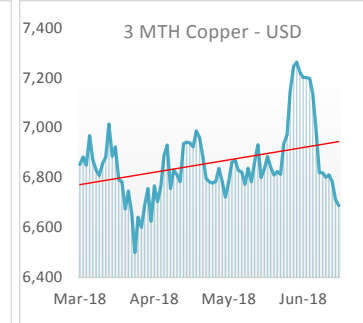
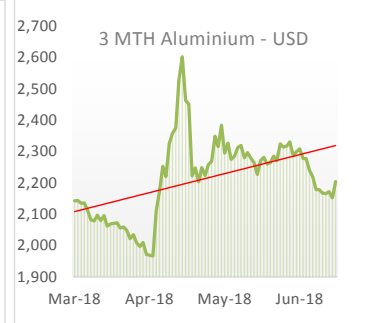
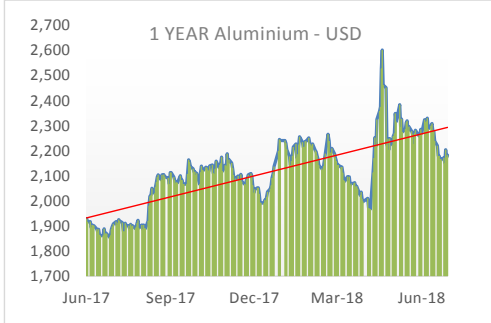
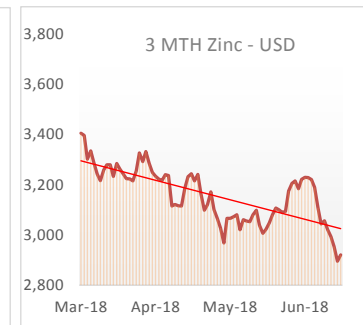
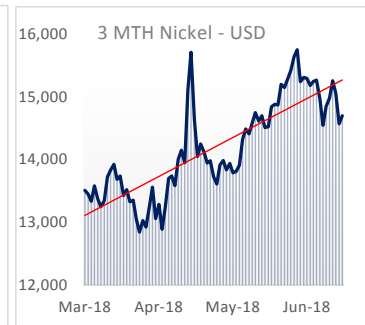
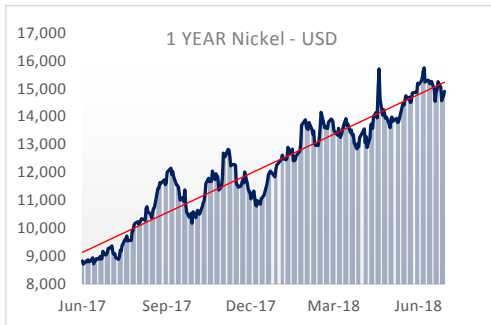


1 Year Metal Pricing - US\$

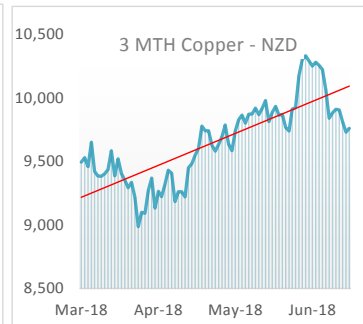
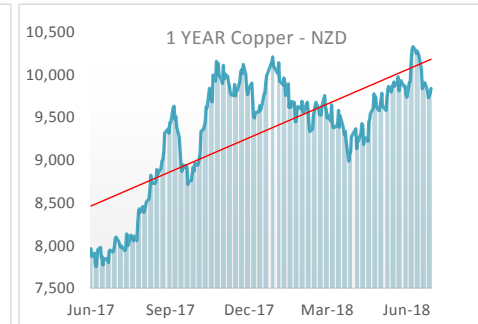
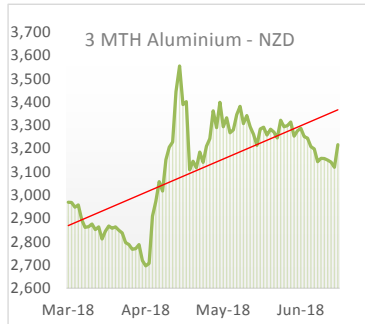


Aluminium - USD	
1 year high	2,603
1 year low	1,855
average	2,112
Spread	40.3%
Copper - USD	
1 year high	7,263
1 year low	5,541
average	6,660
Spread	31.1%

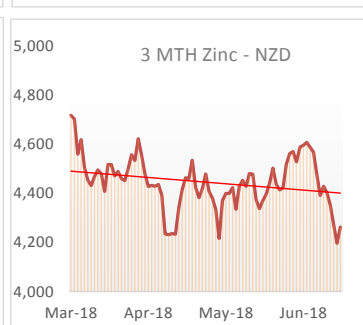
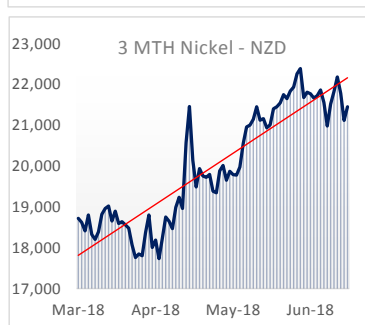
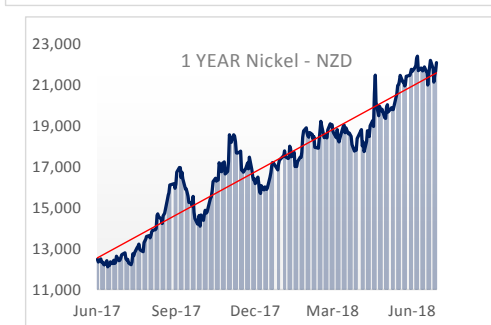


Nickel - USD	
1 year high	15,750
1 year low	8,715
average	12,166
Spread	80.7%
Zinc - USD	
1 year high	3,618
1 year low	2,435
average	3,132
Spread	48.6%

1 Year Metal Pricing - NZ\$

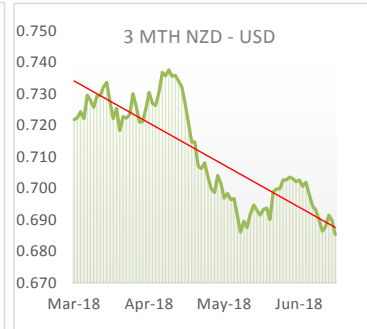


Aluminium - NZD	
1 year high	3,554
1 year low	2,512
average	2,955
Spread	41.5%
Copper - NZD	
1 year high	10,329
1 year low	7,756
average	9,318
Spread	33.2%

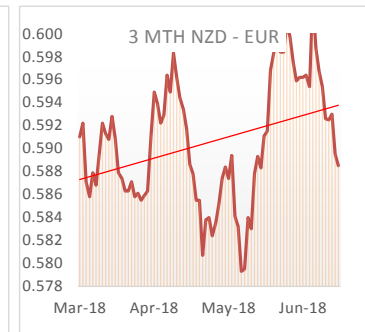
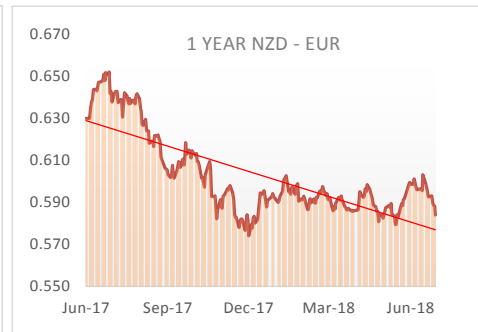
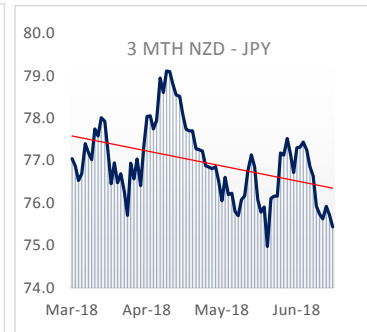
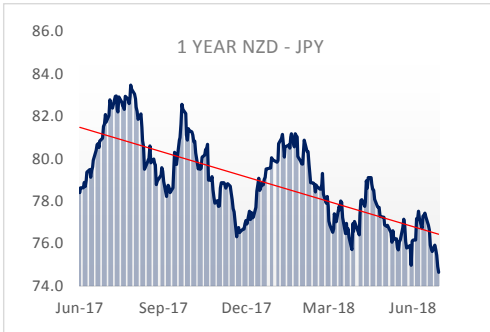


Nickel - NZD	
1 year high	22,388
1 year low	12,106
average	17,032
Spread	84.9%
Zinc - NZD	
1 year high	4,922
1 year low	3,382
average	4,381
Spread	45.6%

1 Year Foreign Exchange Rates



NZD - USD	
1 year high	0.7512
1 year low	0.6754
average	0.7155
Spread	11.2%
NZD - AUD	
1 year high	0.9632
1 year low	0.8869
average	0.9247
Spread	8.6%



NZD - JPY	
1 year high	83.46
1 year low	74.64
average	78.97
Spread	11.8%
NZD - EUR	
1 year high	0.6518
1 year low	0.5740
average	0.6029
Spread	13.6%

All information provided is indicative and issued as a guide only. Actual prices and exchange rates may vary in line with market movements.
 Metal prices are base metal as traded on LME - these prices do not include any subsequent manufacturing, shipping or warehouse on-costs associated with producing semi-finished goods.